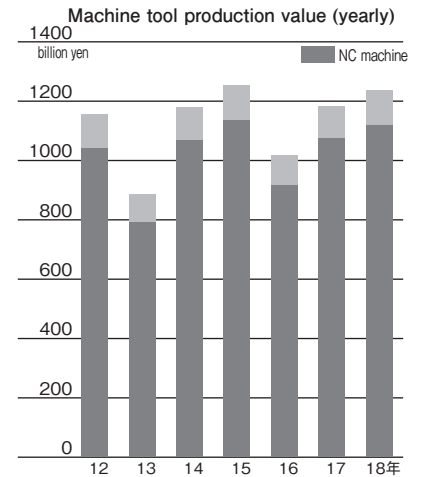
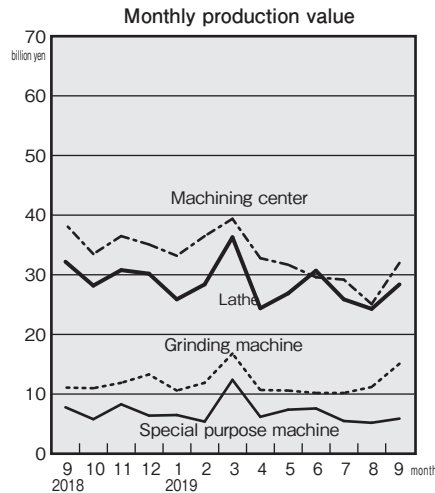


# [ September, 2019 ] Japanese FA related products' Production

## Machine tool

	Sep., 2019	monthly growth	yearly growth
Machine tool	99,205	124.8	91.6
Lathe	28,386	117.0	88.4
NC lathe	26,058	118.1	89.5
Vertical	3,410	143.0	112.5
Horizontal	22,648	115.1	86.8
Grinding machine	15,091	135.5	137.0
Special purpose machine	5,830	114.2	75.7
Machining center	31,957	127.7	83.1
NC drilling machine	198	119.3	140.4
NC boring machine	649	39.8	93.7
NC milling machine	531	86.1	74.9
NC EDM	3,739	142.9	102.9
<b>Total</b>	19/Jan.-Sep.	yearly growth	
	838,534	89.4%	

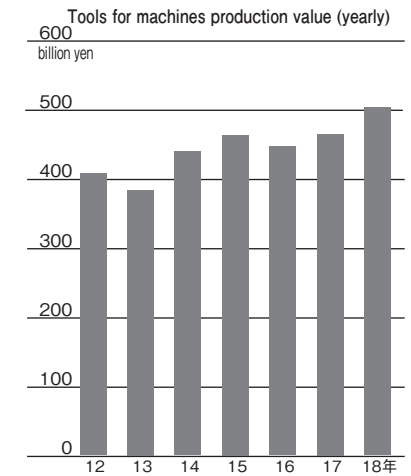
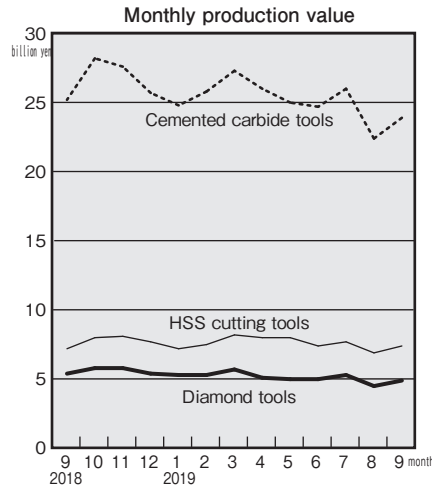
Source : Ministry of Economy, Trade and Industry



## Cutting tool

	Sep., 2019	monthly growth	yearly growth
Tools for machines	38,701	107.2	95.2
HSS	7,567	107.5	103.1
Drills	1,657	106.8	109.7
Milling cutters	660	107.1	103.8
Gear cutters	766	101.7	90.1
Taps and dies	3,145	112.9	106.0
Diamond tools	5,053	108.7	91.6
Segments tools	517	115.4	107.3
CBN tools	1,984	104.4	81.7
Cemented carbide tools	24,096	107.1	95.0
Carbide chips	11,652	106.9	101.3
Milling cutter	799	104.9	96.1
<b>Total</b>	19/Jan.-Sep.	yearly growth	
	364,666	98.3%	

Source : Ministry of Economy, Trade and Industry



## Industrial robot

	Sep., 2019	monthly growth	yearly growth
Industrial robot	51,284	124.8	89.9
Playback robots	23,457	114.2	86.4
Playback (unit.)	10,466	115.6	87.8
NC	21,601	144.4	94.9
NC(unit.)	3,763	109.2	94.5
Parts, accessory for industrial robots	4,125	126.0	89.8
<b>Total</b>	19/Jan.-Sep.	yearly growth	
	410,792	82.9%	

\*Due to the decrease in the number of sites surveyed, data on sequence robots and intelligent robots have been closed to the public since January 2019.

Source : Ministry of Economy, Trade and Industry

