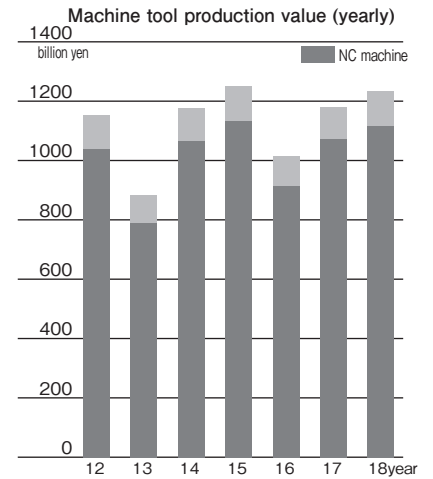
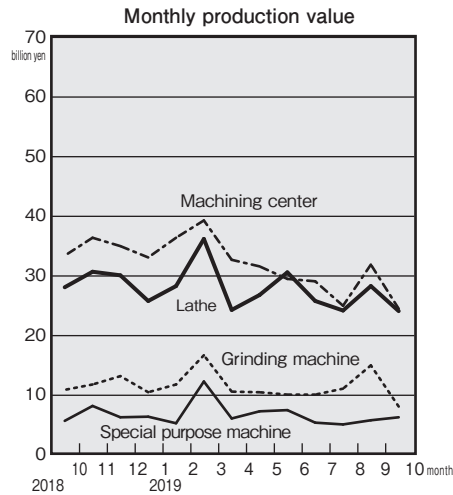


[October, 2019] Japanese FA related products' Production

Machine tool

	Oct., 2019	monthly growth	yearly growth
Machine tool	73,626	74.2	79.5
Lathe	24,117	85.0	85.6
NC lathe	21,486	82.5	87.6
Vertical	1,980	58.1	125.9
Horizontal	19,506	86.1	85.0
Grinding machine	8,194	54.3	74.6
Special purpose machine	6,393	109.7	111.5
Machining center	24,512	76.7	73.3
NC drilling machine	181	91.4	79.0
NC boring machine	986	151.9	130.6
NC milling machine	626	117.9	99.2
NC EDM	2,083	55.7	57.4
Total	19/Jan.-Oct.	yearly growth	
	912,160	88.5%	

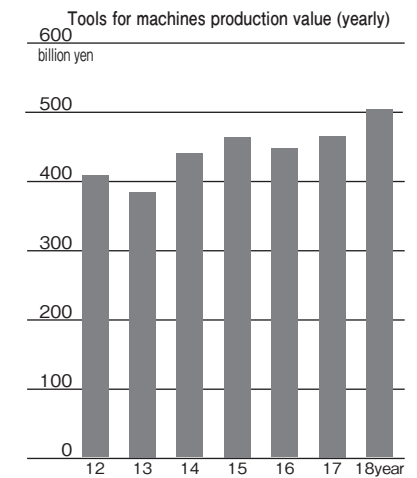
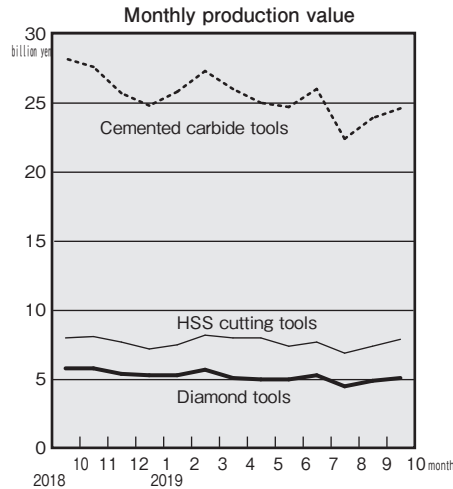
Source : Ministry of Economy, Trade and Industry



Cutting tool

	Oct., 2019	monthly growth	yearly growth
Tools for machines	40,138	103.7	89.2
HSS	8,096	107.0	99.9
Drills	1,637	98.8	94.5
Milling cutters	722	109.4	90.9
Gear cutters	790	103.1	90.5
Taps and dies	3,553	113.0	109.2
Diamond tools	5,251	103.9	88.1
Segments tools	539	104.3	101.1
CBN tools	2,007	101.2	77.1
Cemented carbide tools	24,783	102.9	87.4
Carbide chips	12,044	103.4	94.1
Milling cutter	727	91.0	88.0
Total	19/Jan.-Oct.	yearly growth	
	404,804	97.3%	

Source : Ministry of Economy, Trade and Industry



Industrial robot

	Oct., 2019	monthly growth	yearly growth
Industrial robot	40,652	79.3	72.9
Playback robots	20,424	87.1	72.1
Playback (unit.)	9,940	95.0	75.6
NC	15,017	69.5	74.9
NC(unit.)	3,222	85.6	84.1
Parts, accessory for industrial robots	3,240	78.5	66.9
Total	19/Jan.-Oct.	yearly growth	
	451,444	81.9%	

*Due to the decrease in the number of sites surveyed, data on sequence robots and intelligent robots have been closed to the public since January 2019.

Source : Ministry of Economy, Trade and Industry

