

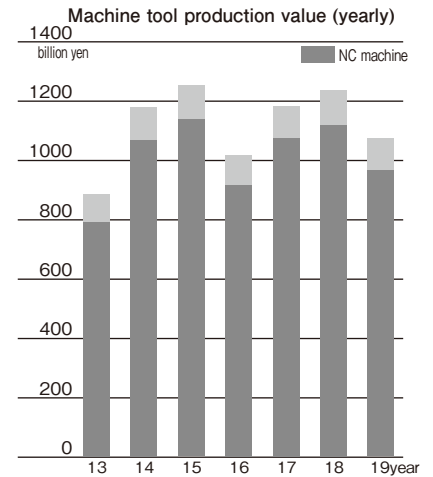
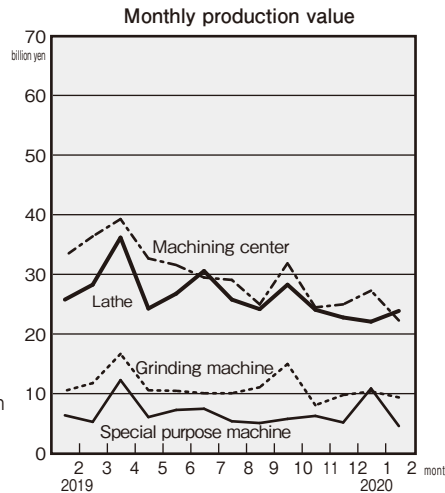
[February, 2020] Japanese FA related products' Production

Unit: million yen

Machine tool

	Feb., 2020	monthly growth	yearly growth
Machine tool	74,832	103.9	77.5
Lathe	24,736	103.1	87.4
NC lathe	22,586	103.4	91.5
Vertical	2,376	102.6	118.9
Horizontal	20,210	103.5	89.1
Grinding machine	10,105	106.4	85.1
Special purpose machine	6,387	137.8	119.8
Machining center	21,245	94.9	58.4
NC drilling machine	67	26.5	124.1
NC boring machine	856	123.9	82.6
NC milling machine	459	110.1	73.7
NC EDM	1,866	71.7	51.9
Total	20Jan.~Feb.	yearly growth	
	146,837	79.0%	

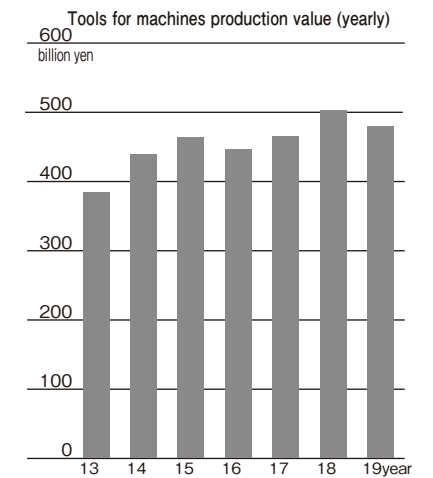
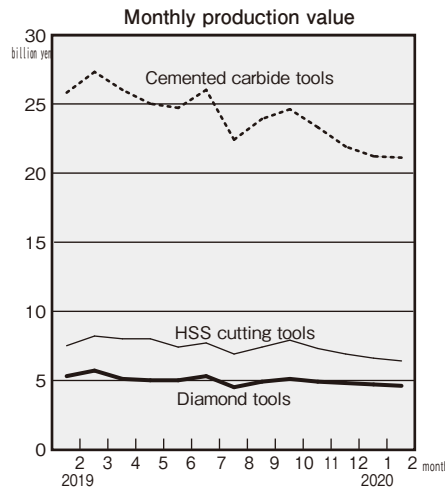
Source : Ministry of Economy, Trade and Industry



Cutting tool

	Feb., 2020	monthly growth	yearly growth
Tools for machines	34,450	99.0	83.2
HSS	6,552	96.6	85.5
Drills	1,326	99.0	80.2
Milling cutters	549	102.0	69.8
Gear cutters	717	103.5	84.2
Taps and dies	2,697	92.1	89.5
Diamond tools	4,784	98.9	87.2
Segments tools	472	104.0	93.5
CBN tools	1,897	102.4	80.6
Cemented carbide tools	21,215	99.5	81.8
Carbide chips	10,422	99.6	79.5
Milling cutter	618	95.1	71.4
Total	20Jan.~Feb.	yearly growth	
	69,248	85.0%	

Source : Ministry of Economy, Trade and Industry



Industrial robot

	Feb., 2020	monthly growth	yearly growth
Industrial robot	45,747	122.8	104.1
Playback robots	22,040	112.3	100.3
Playback (unit.)	10,423	102.1	107.8
NC	18,164	148.2	114.9
NC(unit.)	2,326	112.3	73.2
Parts, accessory for industrial robots	3,389	97.5	85.1
Total	20Jan.~Feb.	yearly growth	
	82,995	98.3%	

*Due to the decrease in the number of sites surveyed, data on sequence robots and intelligent robots have been closed to the public since January 2019.

Source : Ministry of Economy, Trade and Industry

