

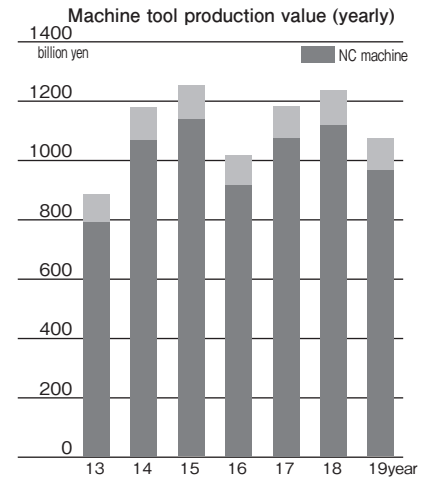
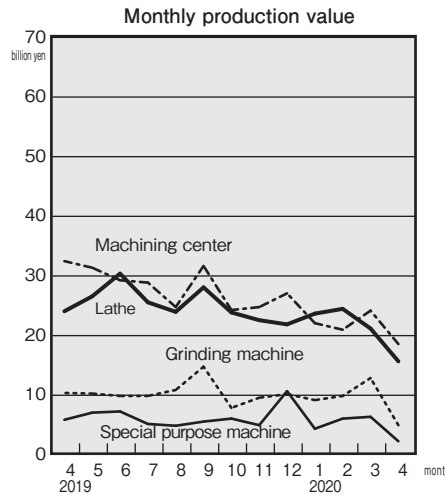
[April, 2020] Japanese FA related products' Production

Unit: million yen

Machine tool

	April, 2020	monthly growth	yearly growth
Machine tool	52,907	65.6	62.2
Lathe	15,966	74.6	65.6
NC lathe	14,231	73.4	67.2
Vertical	1,920	57.9	128.5
Horizontal	12,311	76.6	62.5
Grinding machine	5,271	40.1	49.7
Special purpose machine	2,566	38.8	41.4
Machining center	18,810	77.1	57.4
NC drilling machine	93	43.9	60.8
NC boring machine	794	110.4	143.6
NC milling machine	407	77.1	66.9
NC EDM	1,830	64.5	78.2
Total	20/Jan.-April	yearly growth	
	280,389	70.7%	

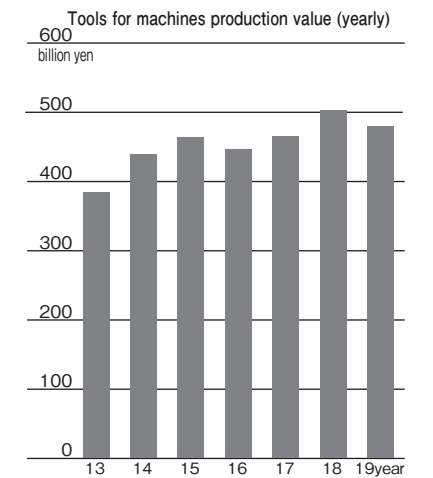
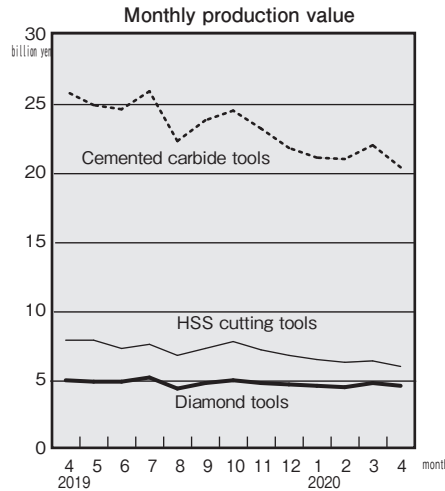
Source : Ministry of Economy, Trade and Industry



Cutting tool

	April, 2020	monthly growth	yearly growth
Tools for machines	33,494	93.1	79.8
HSS	6,227	93.3	76.0
Drills	1,201	91.3	66.5
Milling cutters	581	97.8	74.1
Gear cutters	661	91.9	82.5
Taps and dies	2,544	92.8	74.7
Diamond tools	4,843	95.6	91.7
Segments tools	458	91.6	89.6
CBN tools	1,813	90.6	76.6
Cemented carbide tools	20,609	92.7	78.9
Carbide chips	9,817	90.5	75.2
Milling cutter	623	90.4	78.4
Total	20/Jan.-April	yearly growth	
	138,709	82.8%	

Source : Ministry of Economy, Trade and Industry



Industrial robot

	April, 2020	monthly growth	yearly growth
Industrial robot	44,951	91.6	101.8
Playback robots	22,166	93.3	102.4
Playback (unit.)	10,592	95.1	113.1
NC	17,891	94.2	108.4
NC(unit.)	2,269	87.1	72.2
Parts, accessory for industrial robots	3,068	71.4	80.8
Total	20/Jan.-April	yearly growth	
	177,045	98.5%	

*Due to the decrease in the number of sites surveyed, data on sequence robots and intelligent robots have been closed to the public since January 2019.

Source : Ministry of Economy, Trade and Industry

