

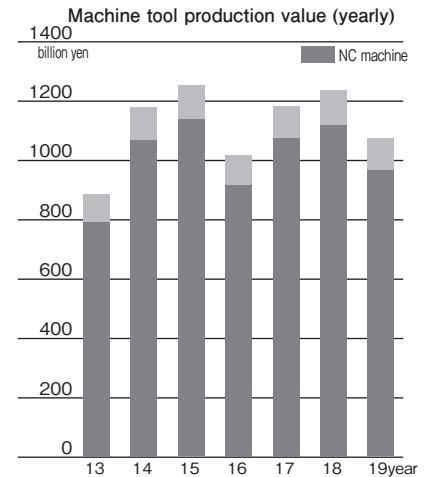
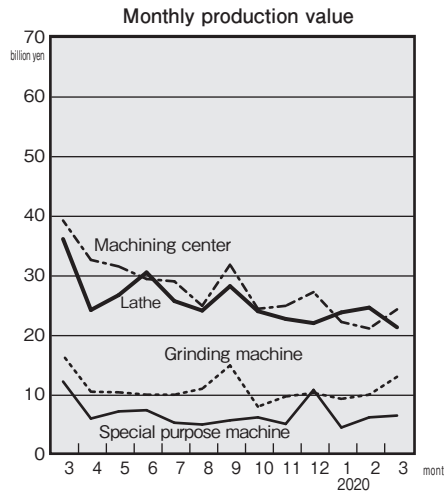
[March, 2020] Japanese FA related products' Production

Unit: million yen

Machine tool

	March, 2020	monthly growth	yearly growth
Machine tool	80,645	107.8	64.1
Lathe	21,408	86.5	59.0
NC lathe	19,380	85.8	58.7
Vertical	3,315	139.5	103.8
Horizontal	16,065	79.5	53.9
Grinding machine	13,150	130.1	78.5
Special purpose machine	6,610	103.5	53.6
Machining center	24,406	114.9	62.0
NC drilling machine	212	316.4	99.1
NC boring machine	719	84.0	62.7
NC milling machine	528	115.0	49.9
NC EDM	2,839	194.2	69.2
Total	20/Jan.-March		yearly growth
	227,482		73.0%

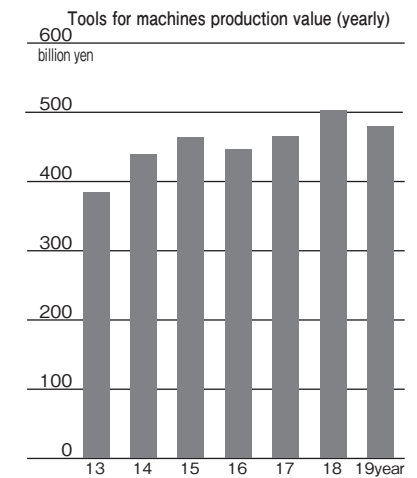
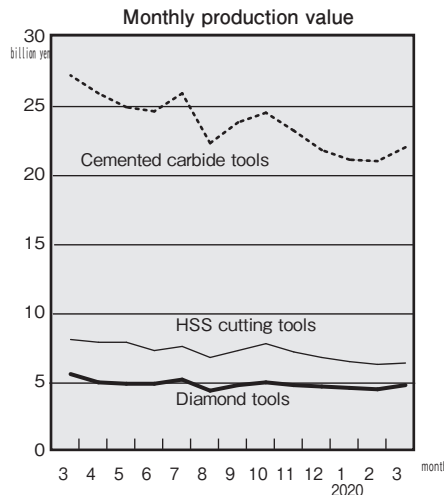
Source : Ministry of Economy, Trade and Industry



Cutting tool

	March, 2020	monthly growth	yearly growth
Tools for machines	35,967	104.4	81.5
HSS	6,673	101.8	79.9
Drills	1,315	99.2	72.1
Milling cutters	594	108.2	72.9
Gear cutters	719	100.3	82.3
Taps and dies	2,740	101.6	81.3
Diamond tools	5,066	105.9	87.2
Segments tools	500	105.9	96.0
CBN tools	2,002	105.5	78.4
Cemented carbide tools	22,225	104.8	81.0
Carbide chips	10,849	104.1	77.7
Milling cutter	689	111.5	77.6
Total	20/Jan.-March		yearly growth
	105,215		83.7%

Source : Ministry of Economy, Trade and Industry



Industrial robot

	March, 2020	monthly growth	yearly growth
Industrial robot	49,099	107.3	96.0
Playback robots	23,763	107.8	104.8
Playback (unit.)	11,132	106.8	112.7
NC	18,996	104.6	86.2
NC(unit.)	2,606	112.0	67.3
Parts, accessory for industrial robots	4,295	126.7	96.6
Total	20/Jan.-March		yearly growth
	132,094		97.4%

*Due to the decrease in the number of sites surveyed, data on sequence robots and intelligent robots have been closed to the public since January 2019.

Source : Ministry of Economy, Trade and Industry

