

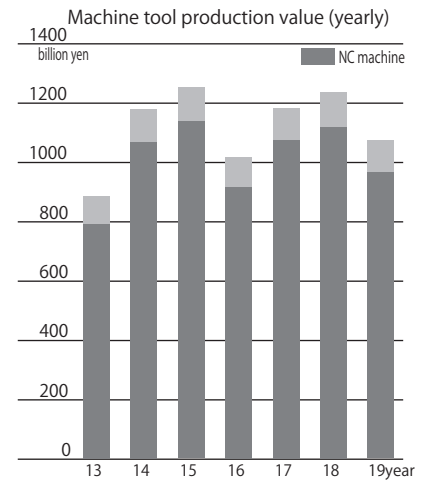
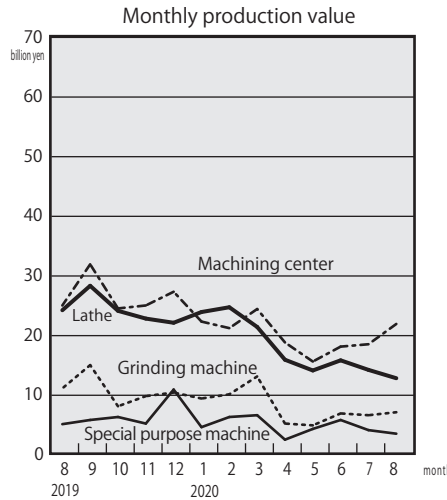
[August, 2020] Japanese FA related products' Production

Unit: million yen

Machine tool

	Aug., 20	monthly growth	yearly growth
Machine tool	53,599	99.0	67.5
Lathe	12,861	90.1	53.0
NC lathe	11,816	89.1	53.5
Vertical	1,504	82.8	63.1
Horizontal	10,312	90.1	52.4
Grinding machine	7,151	107.5	64.2
Special purpose machine	3,593	86.0	70.4
Machining center	21,921	118.0	87.6
NC drilling machine	149	97.4	89.8
NC boring machine	367	43.8	22.5
NC milling machine	161	71.9	26.1
NC EDM	1,522	67.1	58.2
Total	20/Jan.-Aug.	yearly growth	
	494,132	66.8%	

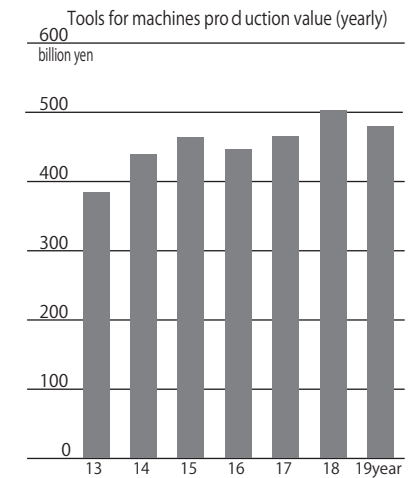
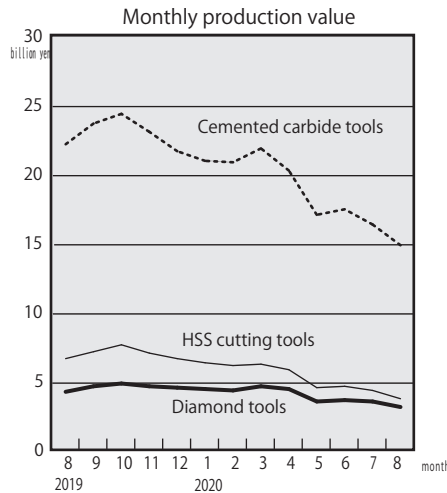
Source : Ministry of Economy, Trade and Industry



Cutting tool

	Aug., 2020	monthly growth	yearly growth
Tools for machines	24,079	91.1	66.7
HSS	4,128	86.9	58.6
Drills	912	93.9	58.8
Milling cutters	454	82.8	73.7
Gear cutters	460	97.0	61.1
Taps and dies	1,473	80.0	52.9
Diamond tools	3,599	91.1	77.4
Segments tools	437	97.3	97.5
C B N tools	1,128	112.9	59.3
Cemented carbide tools	15,223	90.9	67.6
Carbide chips	7,811	90.5	71.7
Milling cutter	444	87.1	58.3
Total	20/Jan.-Aug.	yearly growth	
	245,024	75.2%	

Source : Ministry of Economy, Trade and Industry



Industrial robot

	Aug., 2020	monthly growth	yearly growth
Industrial robot	36,932	80.0	89.9
Playback robots	16,326	75.3	79.5
Playback (unit.)	8,061	88.9	89.0
N C	16,109	82.0	107.7
NC (unit.)	1,940	86.2	56.3
Parts, accessory for industrial robots	2,766	88.5	84.5
Total	20/Jan.-Aug.	yearly growth	
	344,322	95.8%	

Source : Ministry of Economy, Trade and Industry

