

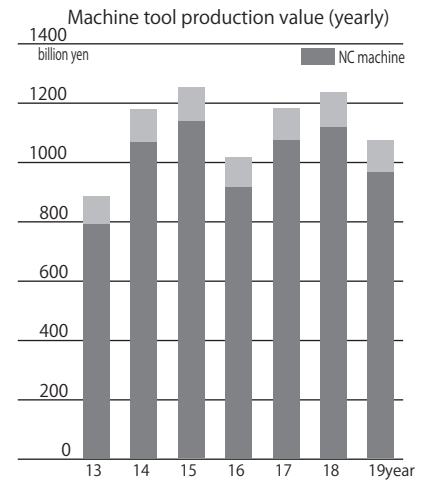
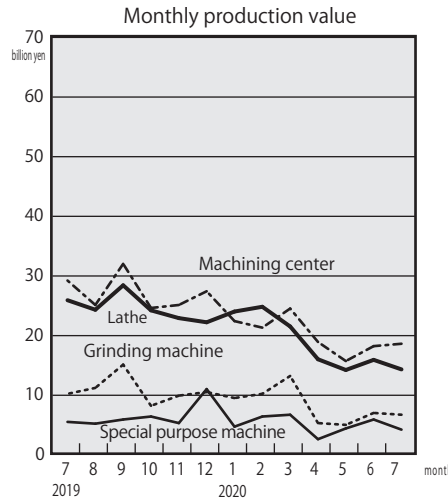
[July, 2020] Japanese FA related products' Production

Unit: million yen

Machine tool

	July, 20	monthly growth	yearly growth
Machine tool	54,125	94.3	64.3
Lathe	14,268	90.0	55.2
NC lathe	13,265	92.3	57.1
Vertical	1,817	139.2	82.0
Horizontal	11,448	87.7	54.5
Grinding machine	6,655	96.2	65.5
Special purpose machine	4,178	72.0	76.7
Machining center	18,572	102.1	63.6
NC drilling machine	153	75.7	65.1
NC boring machine	838	95.7	116.7
NC milling machine	224	194.8	43.8
NC EDM	2,268	121.7	89.1
Total	20/Jan.-July	yearly growth	
	440,533	66.8%	

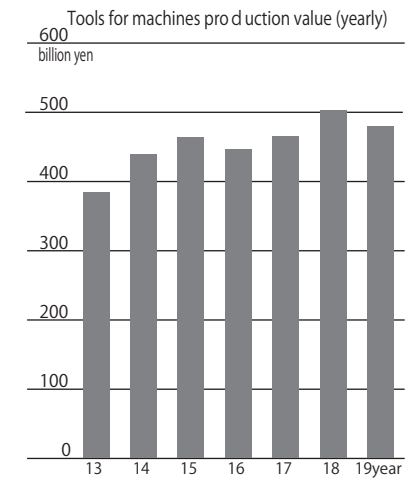
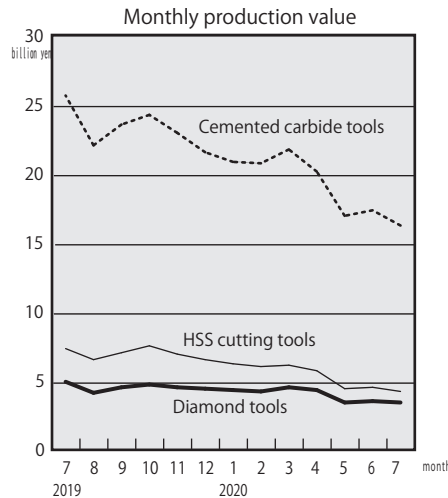
Source : Ministry of Economy, Trade and Industry



Cutting tool

	July, 2020	monthly growth	yearly growth
Tools for machines	26,441	94.1	63.4
HSS	4,750	94.6	60.1
Drills	971	96.9	57.0
Milling cutters	548	104.4	75.0
Gear cutters	474	101.3	62.0
Taps and dies	1,842	91.5	55.1
Diamond tools	3,949	98.3	72.3
Segments tools	449	103.9	92.0
C B N tools	999	83.7	44.3
Cemented carbide tools	16,741	93.7	64.1
Carbide chips	8,630	96.0	68.2
Milling cutter	510	98.5	56.9
Total	20/Jan.-July	yearly growth	
	220,945	76.2%	

Source : Ministry of Economy, Trade and Industry



Industrial robot

	July, 2020	monthly growth	yearly growth
Industrial robot	46,149	98.6	95.4
Playback robots	21,682	111.4	89.5
Playback (unit.)	9,068	90.0	84.9
N C	19,647	88.5	106.8
NC (unit.)	2,250	82.3	58.7
Parts, accessory for industrial robots	3,126	100.3	81.0
Total	20/Jan.-July	yearly growth	
	307,390	96.5%	

Source : Ministry of Economy, Trade and Industry

