

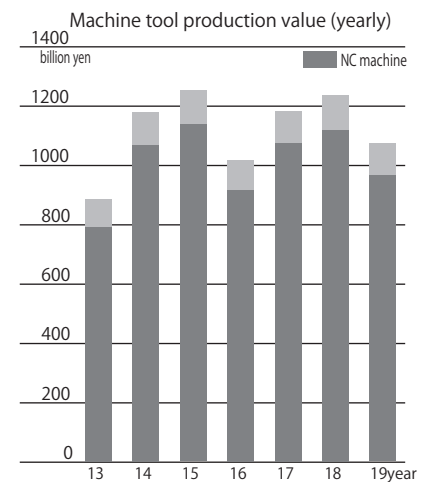
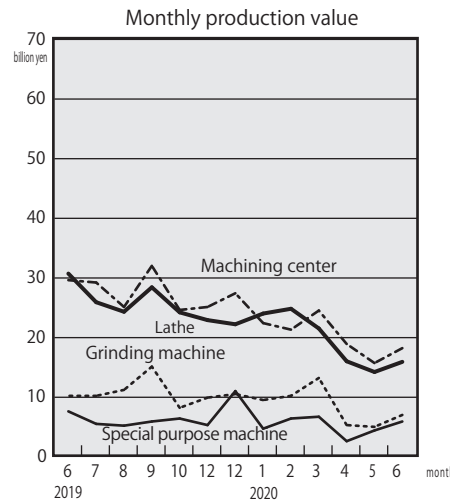
[June, 2020] Japanese FA related products' Production

Unit: million yen

Machine tool

	June, 20	monthly growth	yearly growth
Machine tool	57,367	117.9	63.0
Lathe	15,847	111.9	51.7
NC lathe	14,366	113.9	51.7
Vertical	1,305	113.2	55.3
Horizontal	13,061	113.9	51.4
Grinding machine	6,917	140.9	68.0
Special purpose machine	5,805	132.9	76.8
Machining center	18,196	116.0	61.7
NC drilling machine	202	234.9	75.4
NC boring machine	876	119.2	97.3
NC milling machine	115	39.2	26.3
NC EDM	1,863	117.8	80.4
Total	20/Jan.-June	yearly growth	
	386,408	67.1%	

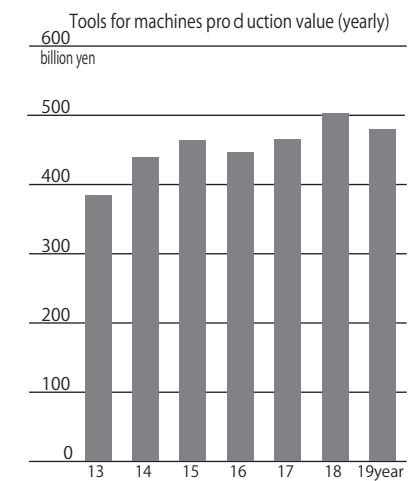
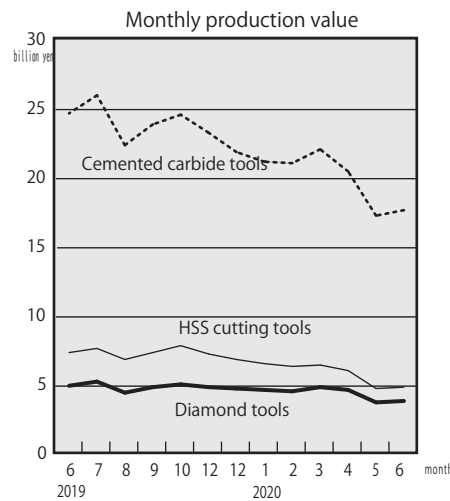
Source : Ministry of Economy, Trade and Industry



Cutting tool

	June, 2020	monthly growth	yearly growth
Tools for machines	28,095	101.4	70.6
HSS	5,020	101.6	66.3
Drills	1,002	101.2	61.5
Milling cutters	525	115.6	80.2
Gear cutters	468	89.1	61.3
Taps and dies	2,014	106.6	63.3
Diamond tools	4,017	101.5	78.1
Segments tools	432	107.7	86.9
C B N tools	1,194	86.1	52.8
Cemented carbide tools	17,863	102.6	71.9
Carbide chips	8,987	105.5	73.4
Milling cutter	518	105.7	66.4
Total	20/Jan.-June	yearly growth	
	194,504	78.4%	

Source : Ministry of Economy, Trade and Industry



Industrial robot

	June, 2020	monthly growth	yearly growth
Industrial robot	46,799	125.1	94.7
Playback robots	19,464	106.6	88.1
Playback (unit.)	10,074	106.9	107.5
N C	22,210	147.0	105.6
NC (unit.)	2,733	128.0	71.6
Parts, accessory for industrial robots	3,116	121.4	79.0
Total	20/Jan.-June	yearly growth	
	261,241	96.7%	

Source : Ministry of Economy, Trade and Industry

