

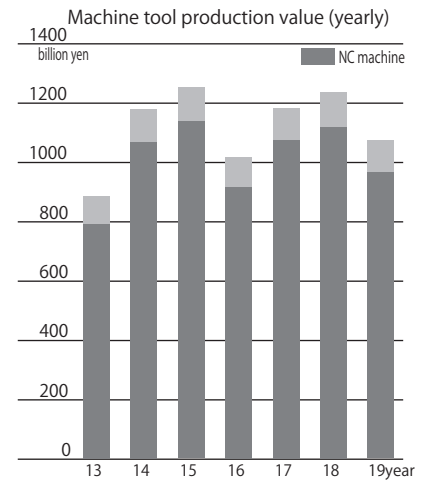
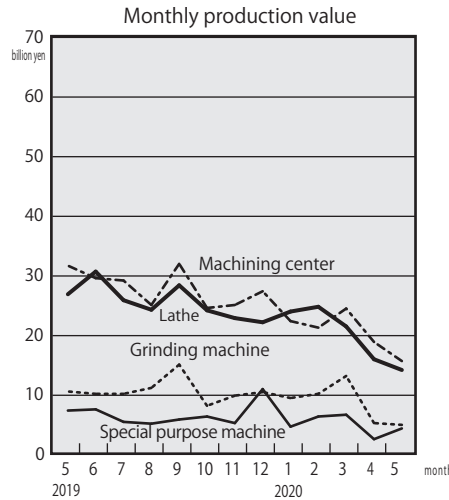
[May, 2020] Japanese FA related products' Production

Unit: million yen

Machine tool

	May, 20	monthly growth	yearly growth
Machine tool	48,652	92.0	55.5
Lathe	14,168	88.7	52.9
NC lathe	12,616	88.7	53.7
Vertical	1,153	60.1	57.8
Horizontal	11,463	93.1	53.3
Grinding machine	4,908	93.1	46.6
Special purpose machine	4,367	170.2	59.7
Machining center	15,692	83.4	49.6
NC drilling machine	86	92.5	58.5
NC boring machine	735	92.6	102.1
NC milling machine	293	72.0	62.5
NC EDM	1,582	86.4	83.4
Total	20/Jan.-May	yearly growth	
	329,041	67.9%	

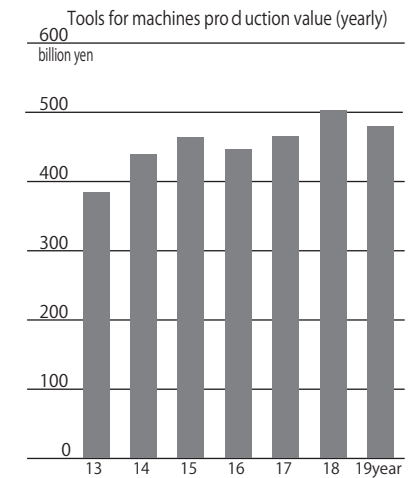
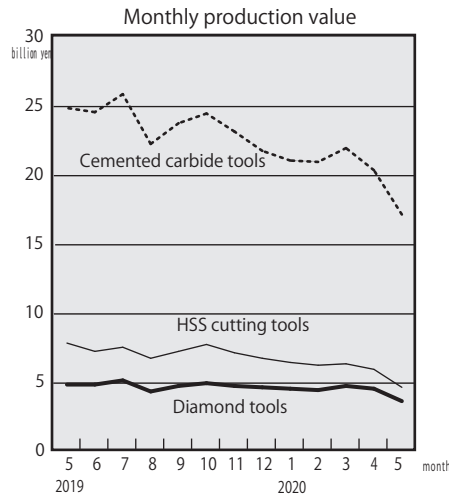
Source : Ministry of Economy, Trade and Industry



Cutting tool

	May, 2020	monthly growth	yearly growth
Tools for machines	27,700	82.7	68.0
HSS	4,939	79.3	60.9
Drills	990	82.4	54.9
Milling cutters	454	78.1	59.8
Gear cutters	525	79.4	63.6
Taps and dies	1,890	74.3	57.4
Diamond tools	3,959	81.7	76.2
Segments tools	401	87.6	81.8
C B N tools	1,386	76.4	60.4
Cemented carbide tools	17,414	84.5	69.3
Carbide chips	8,516	86.7	69.6
Milling cutter	490	78.7	62.9
Total	20/Jan.-May	yearly growth	
	166,409	79.9%	

Source : Ministry of Economy, Trade and Industry



Industrial robot

	May, 2020	monthly growth	yearly growth
Industrial robot	37,397	83.2	91.4
Playback robots	18,261	82.4	93.5
Playback (unit.)	9,427	89.0	109.3
N C	15,106	84.4	96.1
NC (unit.)	2,135	94.1	59.6
Parts, accessory for industrial robots	2,567	83.7	70.2
Total	20/Jan.-May	yearly growth	
	214,442	97.2%	

Source : Ministry of Economy, Trade and Industry

