

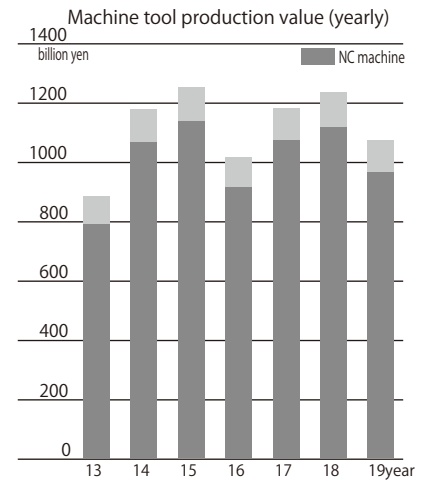
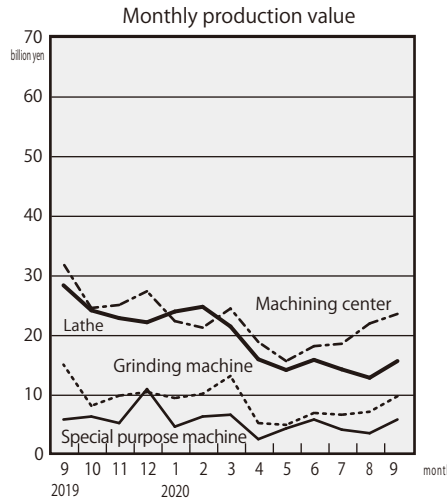
[September, 2020] Japanese FA related products' Production

Unit: million yen

Machine tool

	Sep., 20	monthly growth	yearly growth
Machine tool	65,241	121.7	65.8
Lathe	15,601	121.3	55.0
NC lathe	14,358	121.5	55.1
Vertical	2,804	186.4	82.2
Horizontal	11,554	112.0	51.0
Grinding machine	9,703	135.7	64.3
Special purpose machine	5,892	164.0	101.1
Machining center	23,587	107.6	73.8
NC drilling machine	194	130.2	98.0
NC boring machine	638	173.8	98.3
NC milling machine	289	179.5	54.4
NC EDM	1,962	128.9	52.5
Total	20/Jan.-Sep.	yearly growth	
	559,373	66.7%	

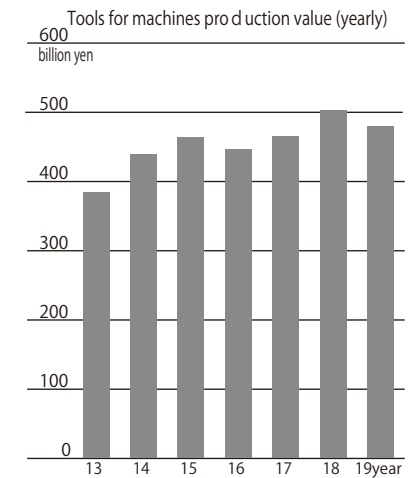
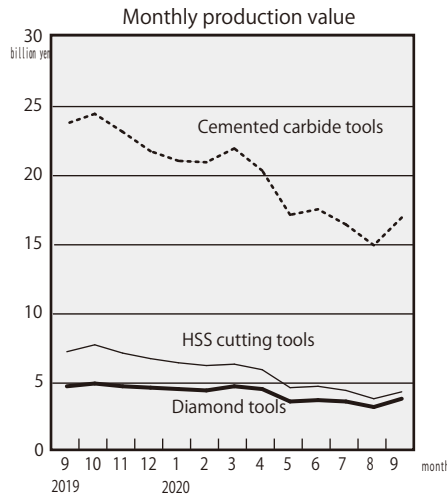
Source : Ministry of Economy, Trade and Industry



Cutting tool

	Sep., 2020	monthly growth	yearly growth
Tools for machines	27,567	114.5	71.2
HSS	4,609	111.7	60.9
Drills	963	105.6	58.1
Milling cutters	470	103.5	71.2
Gear cutters	544	118.3	71.0
Taps and dies	1,745	118.5	55.5
Diamond tools	4,101	113.9	81.2
Segments tools	531	121.5	102.7
C B N tools	1,626	144.1	82.0
Cemented carbide tools	17,230	113.2	71.5
Carbide chips	8,714	111.6	74.8
Milling cutter	496	111.7	62.1
Total	20/Jan.-Sep.	yearly growth	
	272,591	74.8%	

Source : Ministry of Economy, Trade and Industry



Industrial robot

	Sep., 2020	monthly growth	yearly growth
Industrial robot	45,464	123.1	88.7
Playback robots	19,085	116.9	81.4
Playback (unit.)	9,517	118.1	90.9
N C	21,851	135.6	101.2
NC (unit.)	2,622	135.2	69.7
Parts, accessory for industrial robots	2,847	102.9	69.0
Total	20/Jan.-Sep.	yearly growth	
	389,786	94.9%	

Source : Ministry of Economy, Trade and Industry

