

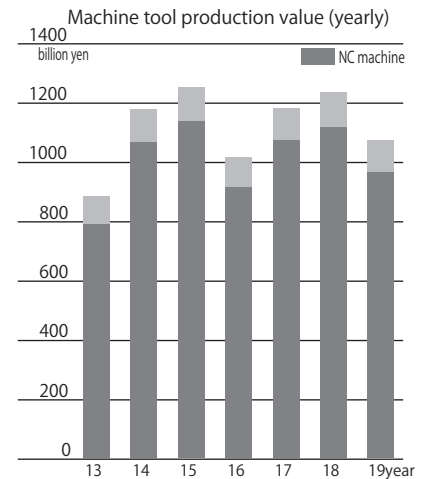
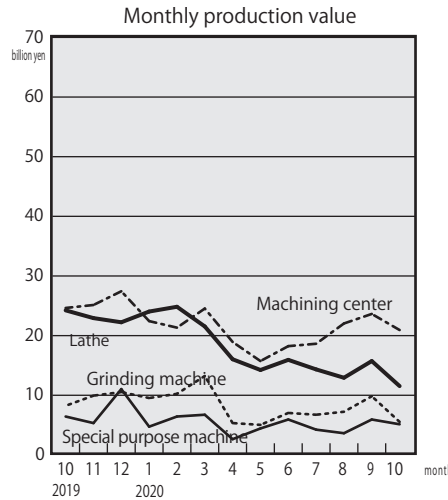
[October, 2020] Japanese FA related products' Production

Unit: million yen

Machine tool

	Oct., 20	monthly growth	yearly growth
Machine tool	52,682	80.7	71.6
Lathe	11,476	73.6	47.6
NC lathe	10,497	73.1	48.9
Vertical	1,283	45.8	64.8
Horizontal	9,214	79.7	47.2
Grinding machine	5,424	55.9	66.2
Special purpose machine	5,072	86.1	79.3
Machining center	20,844	88.4	85.0
NC drilling machine	142	73.2	78.5
NC boring machine	683	107.1	69.3
NC milling machine	237	82.0	37.9
NC EDM	1,678	85.5	80.6
Total	20/Jan.-Oct.	yearly growth	
	612,055	67.1%	

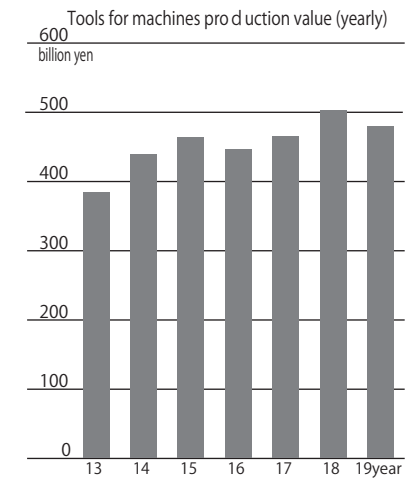
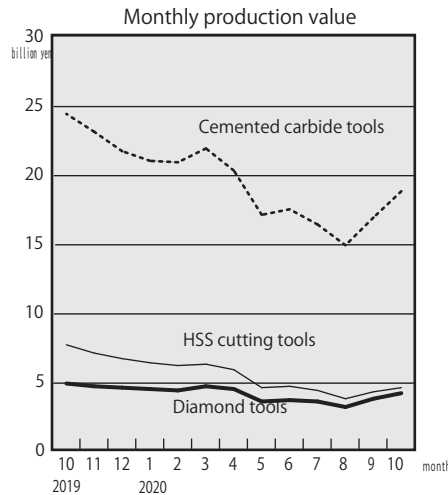
Source : Ministry of Economy, Trade and Industry



Cutting tool

	Oct., 2020	monthly growth	yearly growth
Tools for machines	30,585	110.9	76.2
HSS	4,918	106.7	60.7
Drills	986	102.4	60.2
Milling cutters	446	94.9	61.8
Gear cutters	605	111.2	76.6
Taps and dies	1,936	110.9	54.5
Diamond tools	4,503	109.8	85.8
Segments tools	591	111.3	109.6
C B N tools	1,991	122.4	99.2
Cemented carbide tools	19,171	111.3	77.4
Carbide chips	9,796	112.4	81.3
Milling cutter	507	102.2	69.7
Total	20/Jan.-Oct.	yearly growth	
	303,176	74.9%	

Source : Ministry of Economy, Trade and Industry



Industrial robot

	Oct., 2020	monthly growth	yearly growth
Industrial robot	43,807	96.4	107.8
Playback robots	21,478	112.5	105.2
Playback (unit.)	10,739	112.8	108.0
N C	17,830	81.6	118.7
NC (unit.)	2,278	86.9	70.7
Parts, accessory for industrial robots	2,752	96.7	84.9
Total	20/Jan.-Oct.	yearly growth	
	433,593	96.0%	

Source : Ministry of Economy, Trade and Industry

