

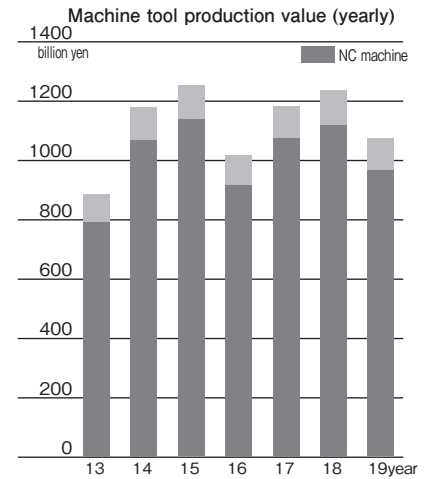
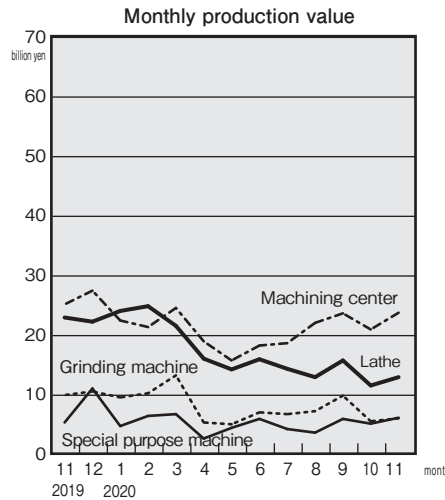
[November, 2020] Japanese FA related products' Production

Unit: million yen

Machine tool

	Nov., 20	monthly growth	yearly growth
Machine tool	59,515	113.0	78.6
Lathe	12,881	112.2	56.3
NC lathe	11,774	112.2	58.3
Vertical	954	74.4	48.2
Horizontal	10,820	117.4	59.4
Grinding machine	5,956	109.8	60.5
Special purpose machine	6,098	120.2	115.7
Machining center	23,600	113.2	94.1
NC drilling machine	122	85.9	67.8
NC boring machine	441	64.6	48.2
NC milling machine	385	162.4	97.7
NC EDM	2,194	130.8	92.7
Total	20/Jan.-Nov.	yearly growth	
	671,570	68.0%	

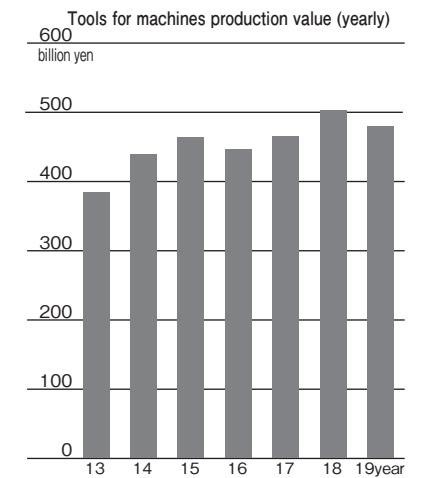
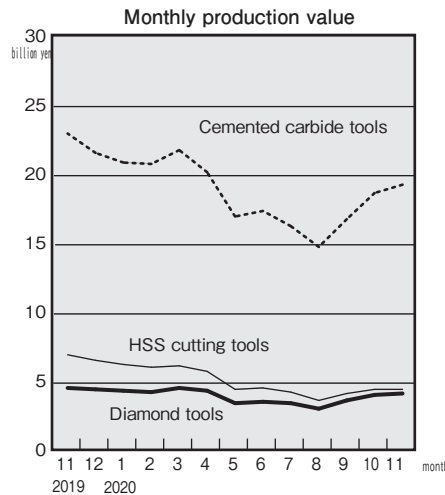
Source : Ministry of Economy, Trade and Industry



Cutting tool

	Nov., 2020	monthly growth	yearly growth
Tools for machines	31,516	103.0	82.8
HSS	4,946	100.6	66.0
Drills	961	97.5	63.4
Milling cutters	416	93.3	69.2
Gear cutters	627	103.6	81.1
Taps and dies	1,957	101.1	59.8
Diamond tools	4,647	103.2	92.0
Segments tools	618	104.6	122.6
CBN tools	2,155	108.2	104.8
Cemented carbide tools	19,768	103.1	84.2
Carbide chips	10,212	104.2	91.1
Milling cutter	472	93.1	63.2
Total	20/Jan.-Nov.	yearly growth	
	334,692	75.6%	

Source : Ministry of Economy, Trade and Industry



Industrial robot

	Nov., 2020	monthly growth	yearly growth
Industrial robot	45,877	104.7	109.8
Playback robots	22,980	107.0	112.0
Playback (unit.)	11,061	103.0	112.6
NC	18,086	101.4	113.2
NC(unit.)	2,375	104.3	110.9
Parts, accessory for industrial robots	2,968	107.8	83.5
Total	20/Jan.-Nov.	yearly growth	
	479,470	97.2%	

Source : Ministry of Economy, Trade and Industry

