

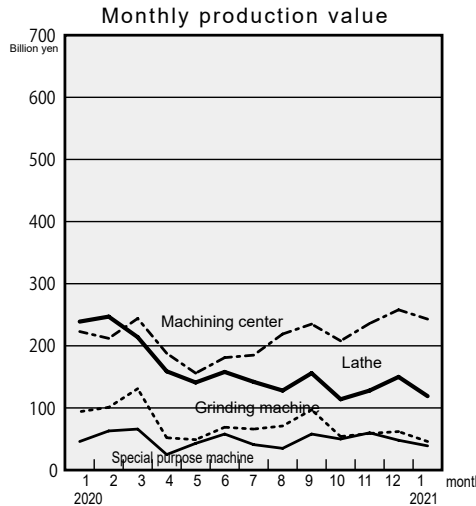
[January, 2021] Japanese FA related products' production

unit: million yen

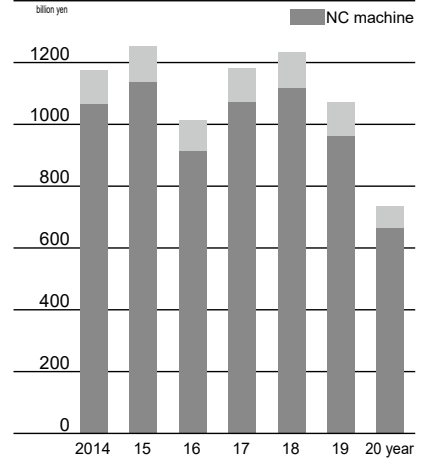
Machine Tool

	Jan., 21	Monthly growth	Yearly growth
Machine tool	55,617	86.1	77.2
Lathe	11,967	79.8	49.9
NC lathe	10,717	77.6	49.1
Vertical	1,158	71.7	50.0
Horizontal	9,559	78.4	49.0
Grinding machine	4,646	74.1	48.9
Special purpose machine	3,923	81.5	84.6
Machining center	24,361	94.2	108.8
NC drilling machine	144	92.3	56.9
NC boring machine	353	35.0	51.1
NC milling machine	192	86.5	46.0
NC EDM	2,043	89.5	100.1
■ Total	21/Jan. 55,617	Yearly growth 77.2%	

Source : Ministry of Economy, Trade and Industry



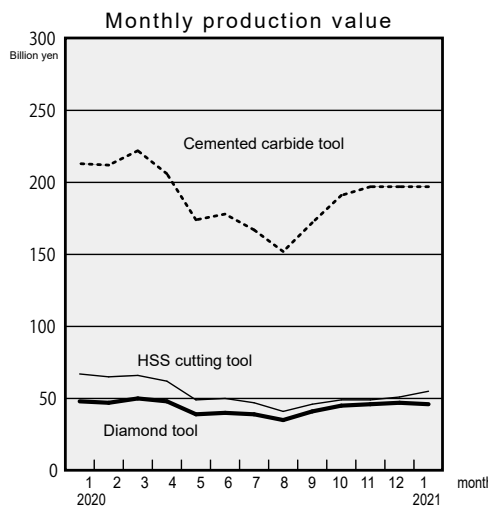
Machine tool production value(yearly)



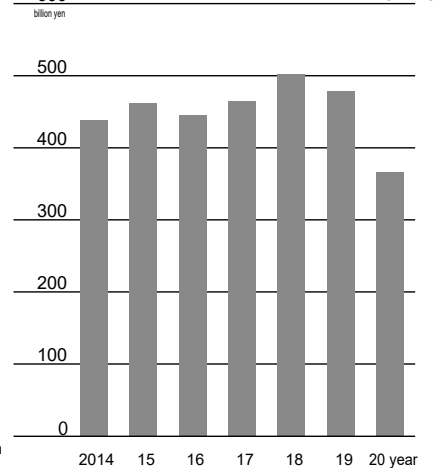
Cutting tool

	Jan., 21	Monthly growth	Yearly growth
Tools for machine	32,092	101.1	92.2
HSS	5,524	107.4	81.4
Drills	1,116	105.3	83.3
Milling machines	388	97.0	72.1
Gear cutters	634	92.6	91.5
Taps and dies	2,321	119.3	79.3
Diamond tools	4,648	97.6	96.1
Segments tools	565	87.6	124.4
CBN tools	2,122	102.7	114.6
Cemented carbide tools	19,796	100.1	92.8
Carbide chips	10,337	100.8	98.8
Carbide cutters	567	93.0	87.2
■ Total	21/Jan. 32,092	Yearly growth 92.2%	

Source : Ministry of Economy, Trade and Industry



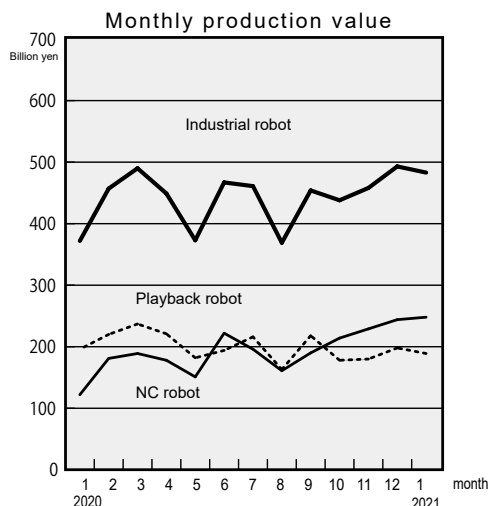
Tools for machines production value(yearly)



Industrial robot

	Jan., 21	Monthly growth	Yearly growth
Industrial robots	48,319	97.9	129.7
Playback robots	24,897	101.8	126.9
Playback robo(unit.)	12,748	100.3	124.9
NC robot	18,927	95.4	154.5
NC(unit.)	2,528	93.6	122.1
Parts, accessory for industrial robots	2,886	89.5	83.0
■ Total	21/Jan. 48,319	Yearly growth 129.7%	

Source : Ministry of Economy, Trade and Industry



700 Industrial robots production value(yearly)

