

## [February, 2021] Japanese FA related products' production

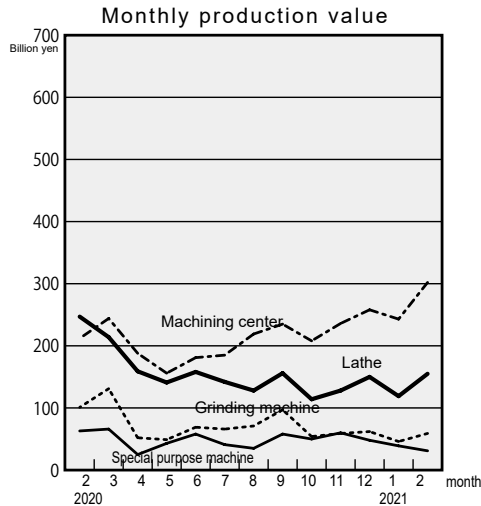
unit: million yen

### Machine Tool

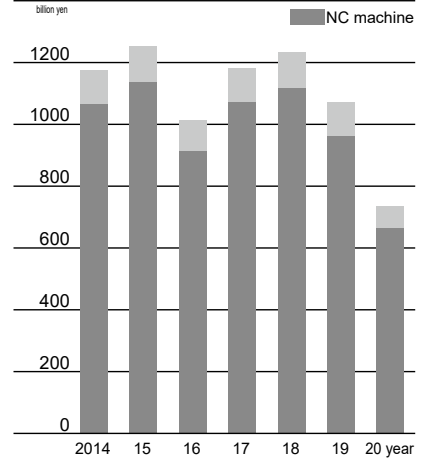
	Feb., 21	Monthly growth	Yearly growth
Machine tool	68,514	123.2	91.6
Lathe	15,537	129.8	62.8
NC lathe	13,849	129.2	61.3
Vertical	1,846	159.4	77.7
Horizontal	12,003	125.6	59.4
Grinding machine	5,925	127.5	58.6
Special purpose machine	3,156	80.4	49.4
Machining center	30,212	124.0	142.2
NC drilling machine	62	43.1	92.5
NC boring machine	752	213.0	87.9
NC milling machine	336	175.0	73.2
NC EDM	2,269	111.1	155.2

■ Total 21/Jan.-Feb. Yearly growth  
124,131 84.5%

Source : Ministry of Economy, Trade and Industry



Machine tool production value(yearly)

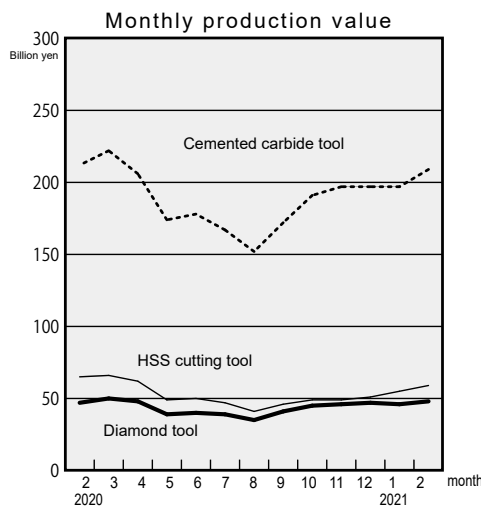


### Cutting tool

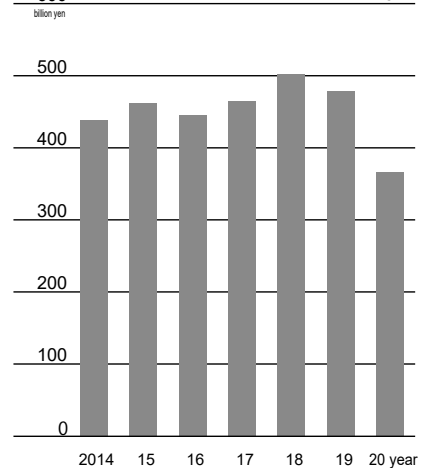
	Feb., 21	Monthly growth	Yearly growth
Tools for machine	34,022	106.0	98.8
HSS	5,924	107.2	90.4
Drills	1,165	104.4	87.9
Milling machines	435	112.1	79.2
Gear cutters	679	107.1	94.7
Taps and dies	2,530	109.0	93.8
Diamond tools	4,820	103.7	100.8
Segments tools	591	104.6	125.2
CBN tools	2,307	108.7	121.6
Cemented carbide tools	20,970	105.9	98.8
Carbide chips	10,760	104.1	103.2
Carbide cutters	597	105.3	96.6

■ Total 21/Jan.-Feb. Yearly growth  
66,114 95.5%

Source : Ministry of Economy, Trade and Industry



600 Tools for machines production value(yearly)

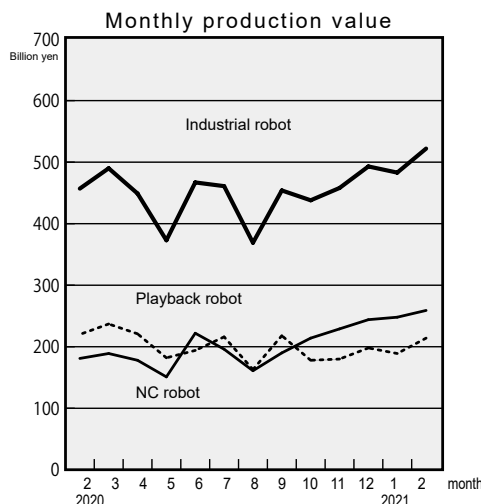


### Industrial robot

	Feb., 21	Monthly growth	Yearly growth
Industrial robots	52,240	108.1	114.2
Playback robots	25,951	104.2	117.7
Playback robo(unit.)	12,902	101.2	123.8
NC robot	21,433	113.2	118.0
NC(unit.)	2,741	108.4	117.8
Parts, accessory for industrial robots	3,007	104.2	88.7

■ Total 21/Jan.-Feb. Yearly growth  
100,559 121.2%

Source : Ministry of Economy, Trade and Industry



700 Industrial robots production value(yearly)

