

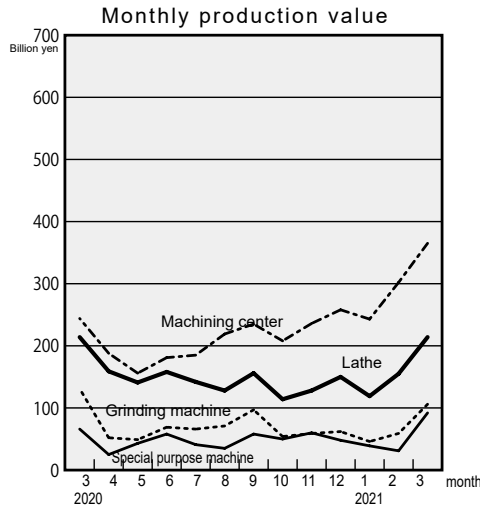
[March, 2021] Japanese FA related products' production

unit: million yen

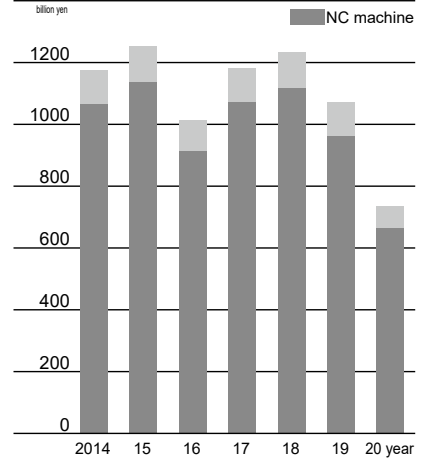
Machine Tool

	Mar., 21	Monthly growth	Yearly growth
Machine tool	95,044	138.7	117.9
Lathe	21,450	138.1	100.2
NC lathe	19,346	139.7	99.8
Vertical	2,402	130.1	72.5
Horizontal	16,944	141.2	105.5
Grinding machine	10,655	179.8	81.0
Special purpose machine	9,270	293.7	140.2
Machining center	36,513	120.9	149.6
NC drilling machine	152	245.2	71.7
NC boring machine	451	60.0	62.7
NC milling machine	339	100.9	64.2
NC EDM	4,176	184.0	147.1
■ Total	21/Jan.-Mar.	Yearly growth	
	219,175	96.3%	

Source : Ministry of Economy, Trade and Industry



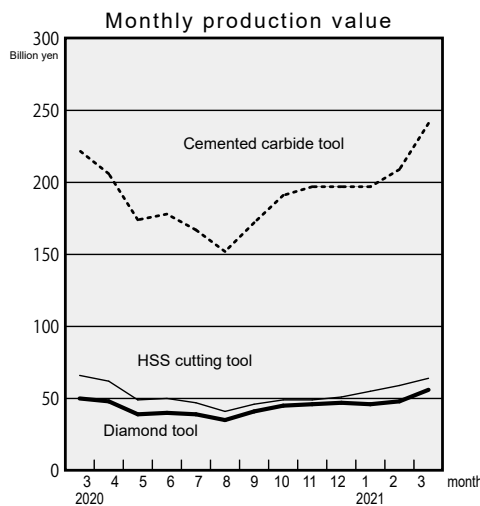
Machine tool production value(yearly)



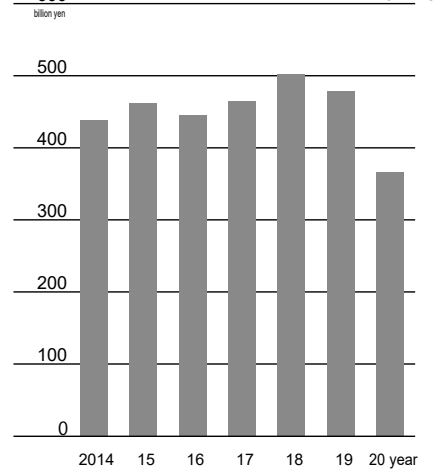
Cutting tool

	Mar., 21	Monthly growth	Yearly growth
Tools for machine	38,698	113.7	107.6
HSS	6,464	109.1	96.9
Drills	1,244	106.8	94.6
Milling machines	465	106.9	78.3
Gear cutters	756	111.3	105.1
Taps and dies	2,855	112.8	104.2
Diamond tools	5,656	117.3	111.6
Segments tools	726	122.8	145.2
CBNtools	2,461	106.7	122.9
Cemented carbide tools	24,115	115.0	108.5
Carbide chips	12,481	116.0	115.0
Carbide cutters	699	117.1	101.5
■ Total	21/Jan.-Mar.	Yearly growth	
	104,812	99.6%	

Source : Ministry of Economy, Trade and Industry



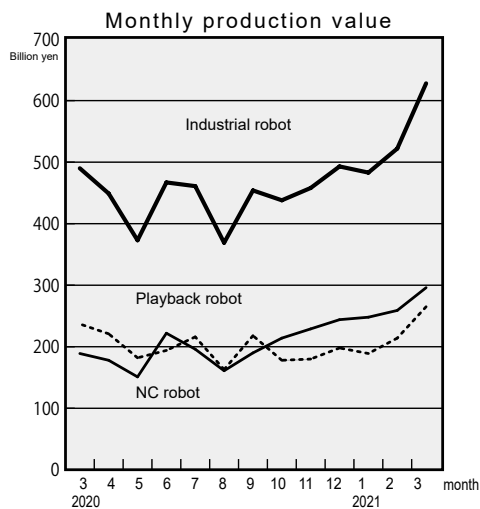
Tools for machines production value(yearly)



Industrial robot

	Mar., 21	Monthly growth	Yearly growth
Industrial robots	62,808	120.2	127.9
Playback robots	29,626	114.2	124.7
Playback robo(unit.)	15,155	117.5	136.1
NC robot	26,595	124.1	140.0
NC(unit.)	2,917	106.4	111.9
Parts, accessory for industrial robots	4,306	143.2	100.3
■ Total	21/Jan.-Mar.	Yearly growth	
	163,367	123.7%	

Source : Ministry of Economy, Trade and Industry



Industrial robots production value(yearly)

