

## [April, 2021] Japanese FA related products' production

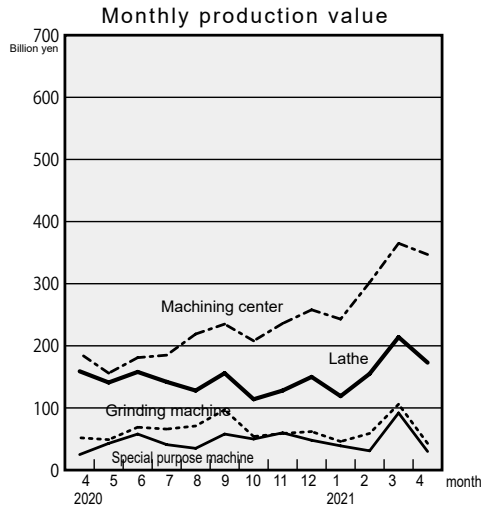
unit: million yen

### Machine Tool

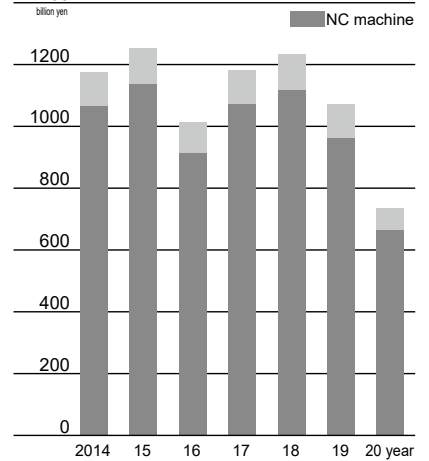
	Apr., 21	Monthly growth	Yearly growth
Machine tool	72,653	76.4	137.3
Lathe	17,373	81.0	108.8
NC lathe	15,416	79.7	108.3
Vertical	1,686	70.2	87.8
Horizontal	13,730	81.0	111.5
Grinding machine	4,384	41.1	83.2
Special purpose machine	3,003	32.4	117.0
Machining center	34,787	95.3	184.9
NC drilling machine	145	95.4	155.9
NC boring machine	637	141.2	80.2
NC milling machine	313	92.3	76.9
NC EDM	2,630	63.0	143.7

■ Total 21/Jan.-Apr. Yearly growth  
291,828 104.1%

Source : Ministry of Economy, Trade and Industry



Machine tool production value(yearly)

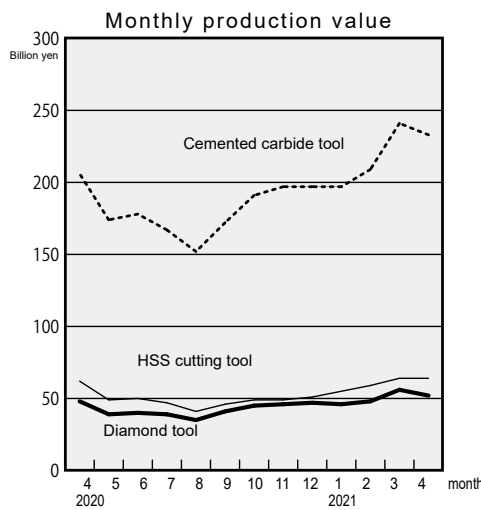


### Cutting tool

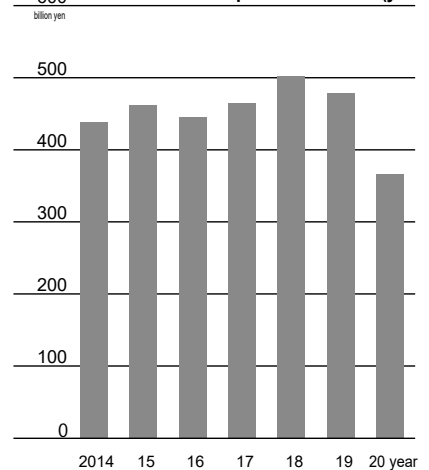
	Apr., 21	Monthly growth	Yearly growth
Tools for machine	37,434	96.7	111.8
HSS	6,477	100.2	104.0
Drills	1,341	107.8	111.7
Milling machines	483	103.9	83.1
Gear cutters	732	96.8	110.7
Taps and dies	2,791	97.8	109.7
Diamond tools	5,294	93.6	109.3
Segments tools	615	84.7	134.3
CBNtools	2,361	95.9	130.2
Cemented carbide tools	23,301	96.6	113.1
Carbide chips	11,968	95.9	121.9
Carbide cutters	631	90.3	101.3

■ Total 21/Jan.-Apr. Yearly growth  
142,246 102.5%

Source : Ministry of Economy, Trade and Industry



Tools for machines production value(yearly)

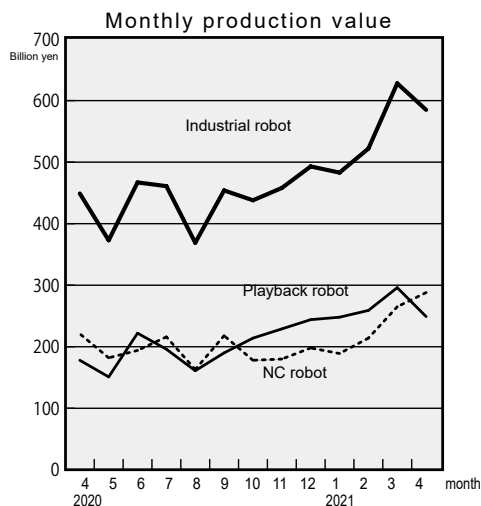


### Industrial robot

	Apr., 21	Monthly growth	Yearly growth
Industrial robots	58,524	93.2	130.2
Playback robots	24,907	84.1	112.4
Playback robo(unit.)	13,167	86.9	124.3
NC robot	28,809	108.3	161.0
NC(unit.)	3,373	115.6	148.7
Parts, accessory for industrial robots	3,232	75.1	105.3

■ Total 21/Jan.-Apr. Yearly growth  
221,891 125.3%

Source : Ministry of Economy, Trade and Industry



Industrial robots production value(yearly)

