

[May,2021]Japanese FA related products' production

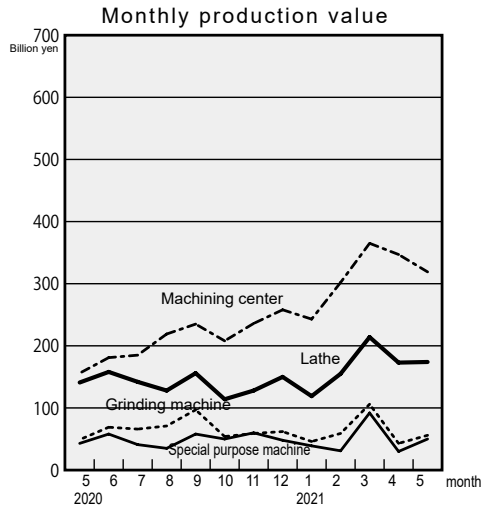
unit:million yen

Machine Tool

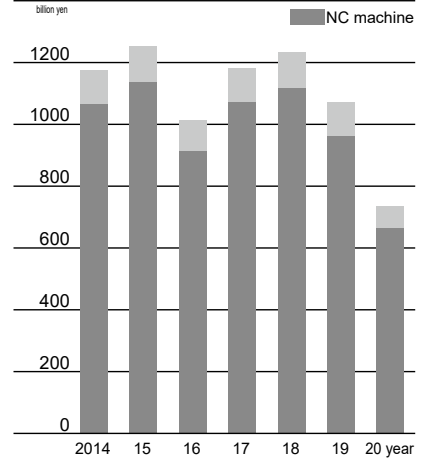
	May., 21	Monthly growth	Yearly growth
Machine tool	72,468	99.7	149.0
Lathe	17,412	100.2	122.9
NC lathe	16,029	104.0	127.1
Vertical	2,026	120.2	175.7
Horizontal	14,003	102.0	122.2
Grinding machine	5,638	128.6	114.9
Special purpose machine	5,053	168.3	115.7
Machining center	31,948	91.8	203.6
NC drilling machine	127	87.6	147.7
NC boring machine	460	72.2	62.6
NC milling machine	243	77.6	82.9
NC EDM	2,564	97.5	162.1

■Total 21/Jan.-May. Yearly growth
364,296 110.7%

Source : Ministry of Economy, Trade and Industry



Machine tool production value(yearly)

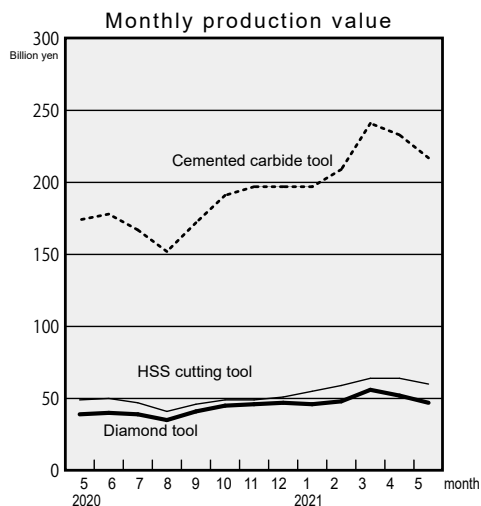


Cutting tool

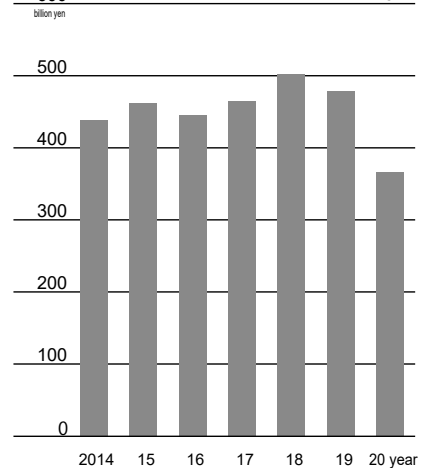
	May., 21	Monthly growth	Yearly growth
Tools for machine	34,649	92.6	125.1
HSS	6,017	92.9	121.8
Drills	1,254	93.5	126.7
Milling machines	460	95.2	101.3
Gear cutters	691	94.4	131.6
Taps and dies	2,514	90.1	133.0
Diamond tools	4,740	89.5	119.7
Segments tools	567	92.2	141.4
CBNtools	2,157	91.4	155.6
Cemented carbide tools	21,733	93.3	124.8
Carbide chips	11,448	95.7	134.4
Carbide cutters	606	96.0	123.7

■Total 21/Jan.-May. Yearly growth
176,895 106.3%

Source : Ministry of Economy, Trade and Industry



Tools for machines production value(yearly)

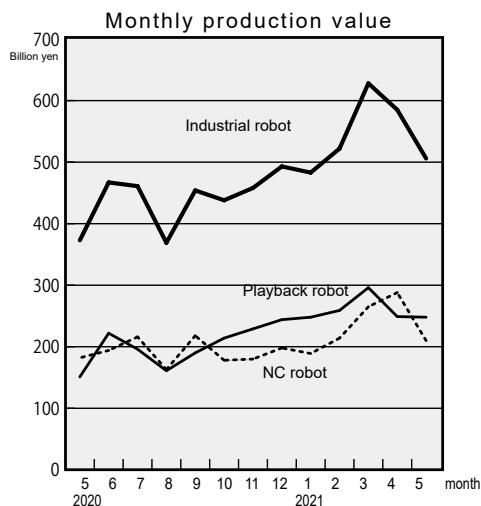


Industrial robot

	May., 21	Monthly growth	Yearly growth
Industrial robots	50,668	86.6	135.5
Playback robots	24,870	99.9	136.2
Playback robo(unit.)	12,322	93.6	130.7
NC robot	21,022	73.0	139.2
NC(unit.)	2,738	81.2	128.2
Parts, accessory for industrial robots	2,991	92.5	116.5

■Total 21/Jan.-May. Yearly growth
272,559 127.1%

Source : Ministry of Economy, Trade and Industry



Industrial robots production value(yearly)

