

[June, 2021] Japanese FA related products' production

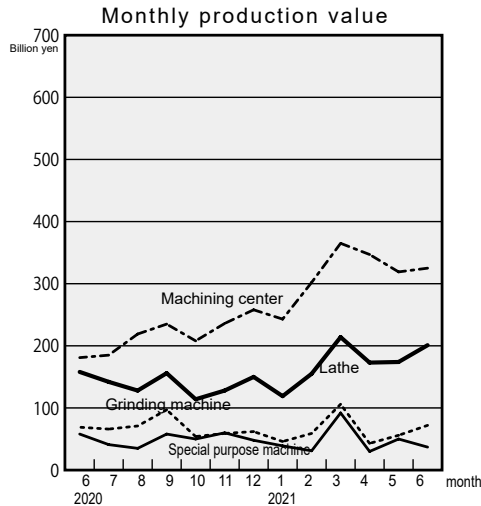
unit: million yen

Machine Tool

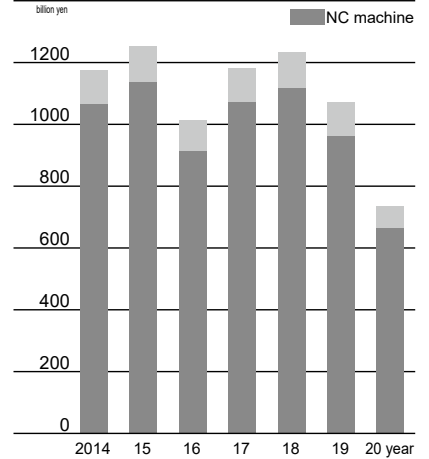
	Jun., 21	Monthly growth	Yearly growth
Machine tool	78,616	108.5	137.0
Lathe	20,161	115.8	127.2
NC lathe	18,455	115.1	128.5
Vertical	1,349	66.6	103.4
Horizontal	17,106	122.2	131.0
Grinding machine	7,274	129.0	105.2
Special purpose machine	3,734	73.9	64.3
Machining center	32,573	102.0	179.0
NC drilling machine	58	45.7	28.7
NC boring machine	799	173.7	91.2
NC milling machine	275	113.2	239.1
NC EDM	2,693	105.0	144.6

■ Total 21/Jan.-Jun. 442,912 Yearly growth 114.6%

Source : Ministry of Economy, Trade and Industry



Machine tool production value(yearly)

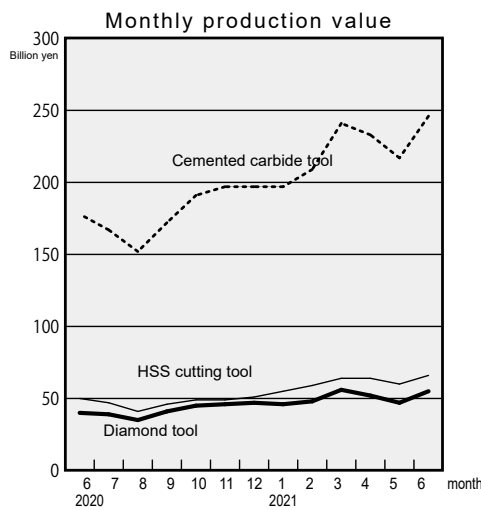


Cutting tool

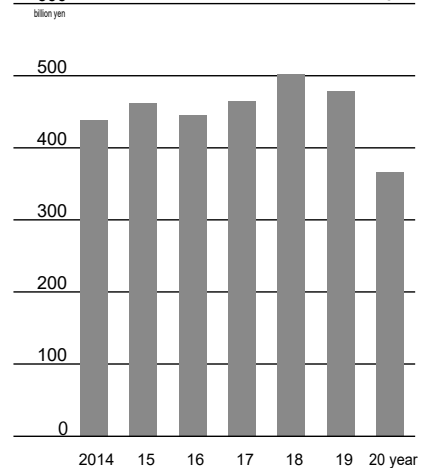
	Jun., 21	Monthly growth	Yearly growth
Tools for machine	39,329	113.5	140.0
HSS	6,675	110.9	133.0
Drills	1,392	111.0	138.9
Milling machines	519	112.8	98.9
Gear cutters	745	107.8	159.2
Taps and dies	2,876	114.4	142.8
Diamond tools	5,567	117.4	138.6
Segments tools	661	116.6	153.0
CBNtools	2,455	113.8	205.6
Cemented carbide tools	24,632	113.3	137.9
Carbide chips	12,743	111.3	141.8
Carbide cutters	662	109.2	127.8

■ Total 21/Jan.-Jun. 216,224 Yearly growth 111.2%

Source : Ministry of Economy, Trade and Industry



Tools for machines production value(yearly)

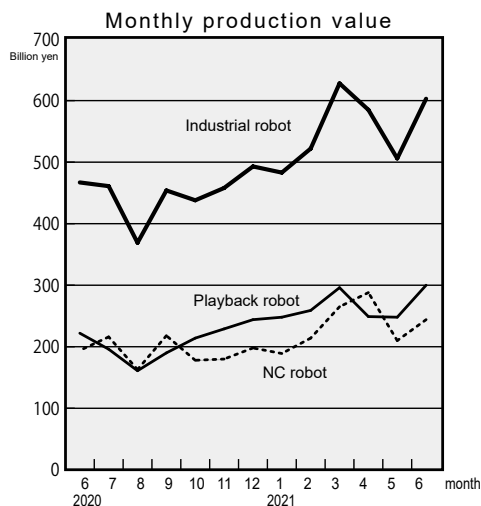


Industrial robot

	Jun., 21	Monthly growth	Yearly growth
Industrial robots	60,355	119.1	129.0
Playback robots	30,055	120.8	154.4
Playback robo(unit.)	14,986	121.6	148.8
NC robot	24,432	116.2	110.0
NC(unit.)	3,113	113.7	113.9
Parts, accessory for industrial robots	3,664	122.5	117.6

■ Total 21/Jan.-Jun. 332,914 Yearly growth 127.4%

Source : Ministry of Economy, Trade and Industry



Industrial robots production value(yearly)

